

The Leapfrog Group and Updates to the 2020 Leapfrog Surveys

Katie Burggraf Stewart
Director of Health Care Ratings
The Leapfrog Group

February 6, 2020



About The Leapfrog Group

- Premier purchaser-driven nonprofit born out the movement for health care transparency
- Founded by purchasers in 2000 in response to 1999 IOM Report To Err is Human
- Informs health care decisions of employers, purchaser, and consumers
- Our data is used by health plans, researchers, transparency organizations, and others



Regional Leaders: National Network of Employers & Purchasers

LBGH
LOUISIANA BUSINESS GROUP ON HEALTH

NORTHEAST
BUSINESS GROUP ON HEALTH

Maine Health
Management
Coalition

health action council
Enhancing Business. Enlightening Lives. Enriching Communities.

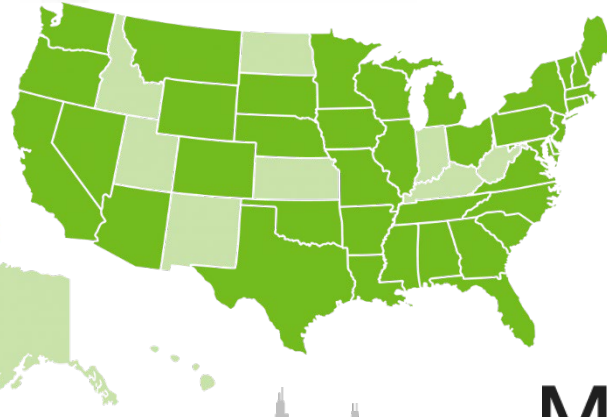
PBGH
PACIFIC BUSINESS
GROUP ON HEALTH

DFWBGH
DFW Business Group on Health

COLORADO
BUSINESS GROUP ON
HEALTH

EAM
ECONOMIC ALLIANCE FOR MICHIGAN

HC21
HealthCare 21 Business Coalition



FLORIDA HEALTH CARE COALITION
Employers Who Care About Health Care!

NHPGH
NH Purchasers Group on Health

HBCIH
Houston Business Coalition on Health

NEW JERSEY
HEALTH CARE
QUALITY
INSTITUTE

HEALTH POLICY
CORPORATION OF
IOWA

Well OK

bhc
BUSINESS HEALTH COALITION
employer partners in healthcare



GEORGIA
WATCH
PROTECTING CONSUMERS.
PROMOTING TRANSPARENCY.
EMPOWERING CITIZENS.

VBCH
VIRGINIA BUSINESS
COALITION ON HEALTH

THE ALLIANCE
Employers moving health care forward

MBGH
Midwest Business Group on Health
The Source for Leading Health Benefits Professionals

MBGH
memphis business group on health

LVBC
Leadership & Value
The Business Coalition on Healthcare

CONSUMERS'
CHECKBOOK

Nevada Business Group
ON HEALTH

WYOMING
BUSINESS COALITION
ON HEALTH

South Carolina Business
Coalition on Health

PBGH

Pittsburgh
Business Group
ON HEALTH

HBCIH
Houston Business Coalition on Health

AEHC
Alabama Employer Health Consortium

THE LEAPFROG GROUP

Core Leapfrog Programs



About the Leapfrog Hospital & ASC Surveys

Free and open to all hospitals and ASCs in the U.S. from April 1 to November 30

Assesses safety, quality, and efficiency based on national performance measures that are of specific interest to health care purchasers and consumers

Participants receive technical support from a dedicated Help Desk

Results are free to the public at www.leapfroggroup.org



How Survey Results are Used

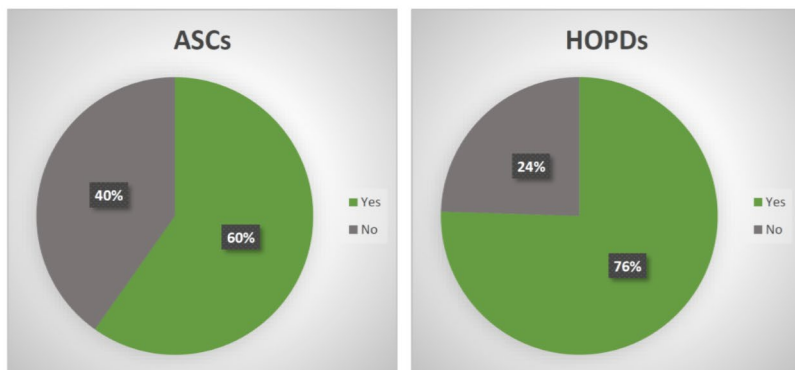
Public Reporting



Facility Benchmarking

Confidential benchmarking reports to engage leadership and staff.

Figure 5.1 ASCs and HOPDs – Percentage of Facilities Administering the OAS CAHPS




*Responses based on ASCs (n=311) or HOPDs (n=988) that reported having at least 300 eligible discharges during the reporting period (12-months prior to Leapfrog Survey submission).

Breakdown by Measure

Scored results and measure weights for each of the measures that apply to your hospital are shown here, alongside national, state, and cohort averages for benchmarking.

Each measure on the Leapfrog Hospital Survey is scored according to the Leapfrog VBP Program methodology. Measures within each domain are weighted based on the following criteria: Volume (number of patients impacted by the measure), Harm (severity of harm being measured or resulting from hospitals not adhering to the clinical guidelines being measured), and Resource Use (excess costs related to the measure). Weights for each measure and each domain are specific to your hospital based on the applicable sections of the survey.



DOMAIN	DOMAIN WEIGHT	MEASURE WEIGHT	MEASURE	2018 SCORE	BENCHMARKS		
					NATIONAL N=155	STATE N=15	COHORT N=14
Medication Safety	15.00%	7.94%	Medication Safety- CPOE	100	65	65	65
		7.06%	Bar Code Medication Administration	100	66	66	66
Inpatient Care Management	18.00%	6.30%	ICU Physician Staffing (IPS)	100	67	67	67
		4.50%	NQF Safe Practices	100	68	68	68
		2.70%	Never Events Policy	100	69	69	69
		4.50%	Antibiotic Stewardship Practices	100	70	70	70
		5.13%	CLABSI	88	71	71	71
Infections	25.00%	5.13%	CAUTI	32	72	72	72
		3.21%	SRI Colon	58	73	73	73
		5.77%	MRSA	31	74	74	74
		5.77%	C.DIFF.	19	75	75	75
		3.21%	Elective Deliveries	100	76	76	76
Maternity Care	15.00%	3.21%	Cesarean Birth	61	77	77	77
		2.68%	Episiotomy	87	78	78	78
		2.68%	Process Measures of Quality	100	79	79	79
		3.21%	High-Risk Deliveries	100	80	80	80
		2.00%	Carotid Endarterectomy	100	81	81	81
Inpatient Surgery	16.00%	2.00%	Mitral Valve Repair and Replacement	100	82	82	82
		2.00%	Open Abdominal Aortic Aneurysm Repair	100	83	83	83
		2.00%	Lung Resection for Cancer	100	84	84	84
		2.00%	Esophageal Resection for Cancer	100	85	85	85
		2.00%	Pancreatic Resection for Cancer	100	86	86	86
		2.00%	Rectal Cancer Surgery	100	87	87	87
		2.00%	Bariatric Surgery for Weight Loss	100	88	88	88
Pediatric Care	11.00%	4.23%	CAHPS Child Hospital Survey	89	89	89	89
		3.38%	Pediatric CT Radiation Dose-Head	46	90	90	90
		3.38%	Pediatric CT Radiation Dose-Abdomen/Pelvis	100	91	91	91

Health Plan Member Education

Hospital Profile

carefirst.sqtool.com/Profile.aspx?page=ProfileReport_Safety&id=XX360016

CHOOSE REPORT CHOOSE HOSPITALS VIEW REPORT

The Jewish Hospital









General Services Safety Patient Experience

Leapfrog Hospital Survey Leapfrog Hospital Safety Grade Hospital Quality Initiative(CMS)


Leapfrog Patient Safety Overview

Leapfrog ranks hospitals based upon a set of criteria shown below. Additional Leapfrog information is available at <http://www.leapfroggroup.org/ica>.

Patient Safety Standards





Score	Description
	ICU Physician Staffing Staffing ICU's with physicians who have credentials in critical care medicine to reduce serious errors. 
	Computer Physician Order Entry Using electronic prescribing systems to reduce serious medical errors. 
	Leapfrog Safe Practices Score Implementing the 8 practices to reduce preventable medical mistakes. 
	Never Events Implementing a policy on Never Events (medical errors that should never occur). 

Evidence Based Hospital Referral

Referring patients who require certain high-risk treatments to hospitals with high surgical volumes. 

Procedure	Quality Score	Leapfrog Patients/yr		
		Leapfrog Recommended Minimum	Hospital Volume	Met Recommended Minimum
High Risk Delivery	DIR	50	0	No

Ratings: Progress toward meeting Leapfrog standards

 Fully meets standards
 Substantial progress
 Some progress
 Willing to report
D/R Declined to respond
N/A Not applicable
NR Response not required
UIC Unable to calculate score

Aetna @Aetna

Follow

Comparing hospitals? Safety measures are as important as you! Check @LeapfrogGroup #PatientSafety ratings: leapfroggroup.org



9:56 AM - 17 Jul 2017

1 Retweet 2 Likes

1 2

Value-Based Payment Programs

Leapfrog Survey Results is used by payors and health plans in value-based purchasing programs.

Insurer Case Study

Insurer: Horizon BCBS
Location: New Jersey
Program: Leapfrog VBP Program
Scope: Annual Rewards to Best High Performing and Most Improved Hospitals
Since: 2006

CAREPOINT HEALTH NEWS

CAREPOINT HEALTH HOSPITALS AWARDED
\$350,000 BY BLUE CROSS BLUE SHIELD FOR
SAFETY ACHIEVEMENTS

CarePoint Health hospitals awarded \$350,000 by Blue Cross Blue Shield for safety achievements



Quality Improvement

Measures are used to improve patient safety and quality.



CASE STUDY:
HOW THE LEAPFROG
HOSPITAL SURVEY
HELPED VIRGINIA
HOSPITAL CENTER
LOWER ITS NTSV
C-SECTION RATE

CASE STUDY:
IMPLEMENTING
THE LEAPFROG
INTENSIVE CARE
UNIT (ICU)
PHYSICIAN
STAFFING
STANDARD



CASE STUDY:
IMPLEMENTING
THE LEAPFROG
EPISIOTOMY
STANDARD
TO PROMOTE
IMPROVED
MATERNAL
HEALTH



Review case studies [here](#).

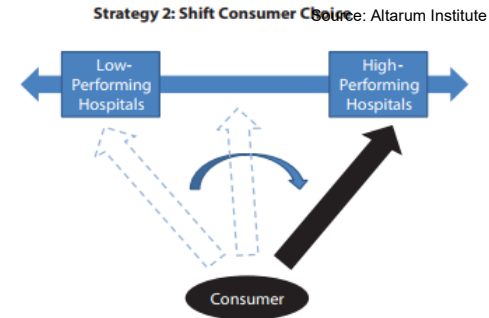
Employers/Purchaser Initiatives

Educate their employees on choosing a place to receive care

Leverage purchasing power to structure value-based payment arrangements

Design benefits to steer employees to the most high quality facilities

Encourage transparency and accountability in hospitals and ASCs in their community



Source: Altarum Institute



Leapfrog Hospital & Leapfrog ASC Survey

Goals for the Surveys

Collect data and publicly report on information that is of particular interest to employers, purchasers, and consumers

Keep the reporting burden as low as possible

- Hospital NHSN Group: Automatically pulls teaching status, healthcare associated infection data, and antibiotic stewardship practices data
- ASC NHSN Group: Automatically pulls surgical site infection data and same day outcome measures

Continue alignment with other performance measurement groups

- For Hospitals: CDC/NHSN, CMS, The Joint Commission and other national accreditation organizations, and applicable registries (VON, STS)
- For ASCs: CDC/NHSN, CMS, The Joint Commission, AAAHC, and other national accreditation organizations

Include cutting-edge measures not publicly reported by any other national organization

Maintain consistent measurement structure for benchmarking and quality improvement

Content Overview

HOSPITAL SURVEY SECTIONS	ASC SURVEY SECTIONS
Profile	Profile
1 Basic Hospital Information	1 Basic Facility Information
2 Medication Safety - CPOE	2 Medical, Surgical, and Clinical Staff
3 Inpatient Surgery	3 Volume and Safety of Procedures
4 Maternity Care	4 Patient Safety Practices
5 ICU Physician Staffing	5 Patient Experience
6 Patient Safety Practices	
7 Managing Serious Errors	
8 Medication Safety	
9 Pediatric Care	
10 Outpatient Procedures	

2019 Participation



- Record-breaking **2,162** Leapfrog Hospital Surveys submitted
- Among the submissions:
 - **1,206** hospitals submitted information on their hospital outpatient departments
 - **39** pediatric hospitals and **70** critical access hospitals participated
 - **16%** rural and **84%** urban
 - Hospitals from across 48 states plus the District of Columbia
- **363** ASCs submitted the inaugural Leapfrog ASC Survey
- Among the submissions:
 - **70%** doing both adult and pediatric procedures and **30%** only doing adult procedures
 - **3%** rural and **97%** urban
 - Performing procedures in **all ten** specialties
 - ASCs from across 45 states

Same-Day Surgery Report

Preliminary finding based on
August 31-ending Results

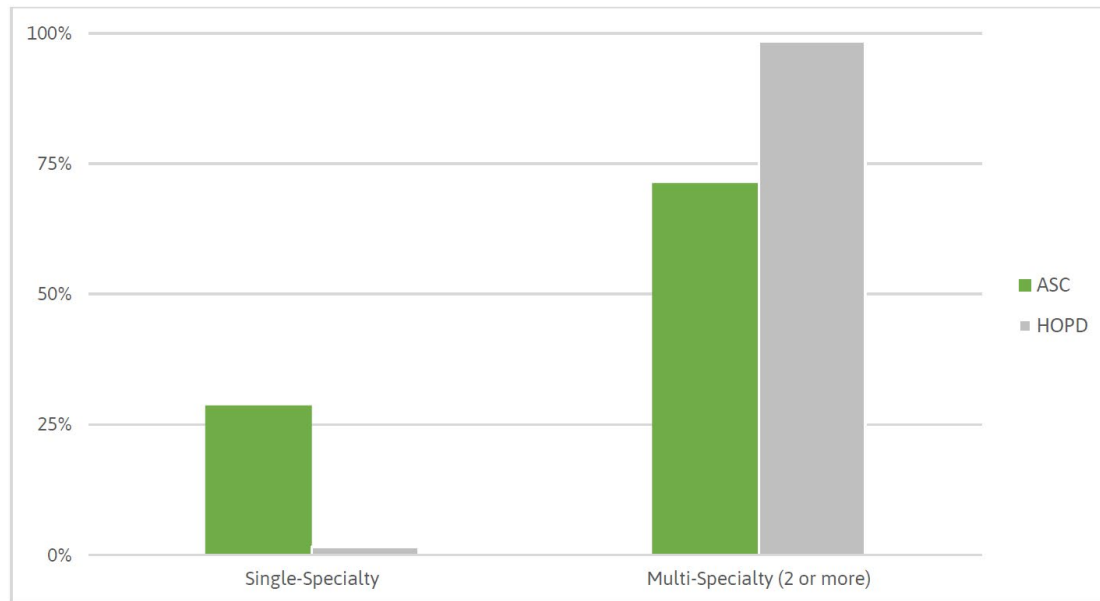
Full report available on our
[website](#)

October 22, 2019



Percentage of facilities that are single- vs multi-specialty

The majority of participating facilities are multi-specialty and perform two or more of the surgical specialties included in the Surveys.

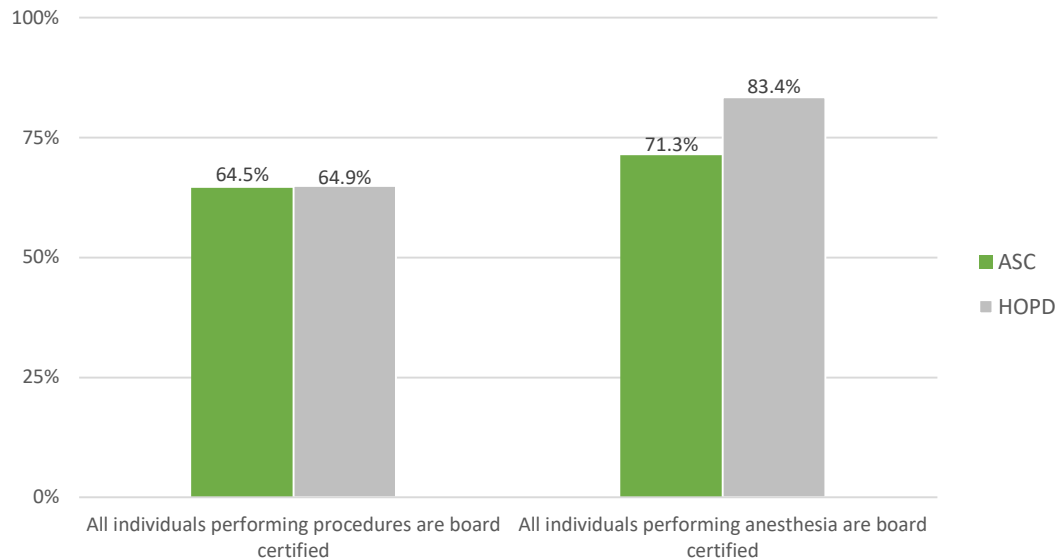


Percentage of facilities with board certified physicians and nurse anesthetists

Board certification is the premier designation clinicians can earn to demonstrate they are experts in their chosen specialty area.

Fewer than 65% of both ASCs and HOPDs report that all individuals performing procedures are board certified/board eligible.

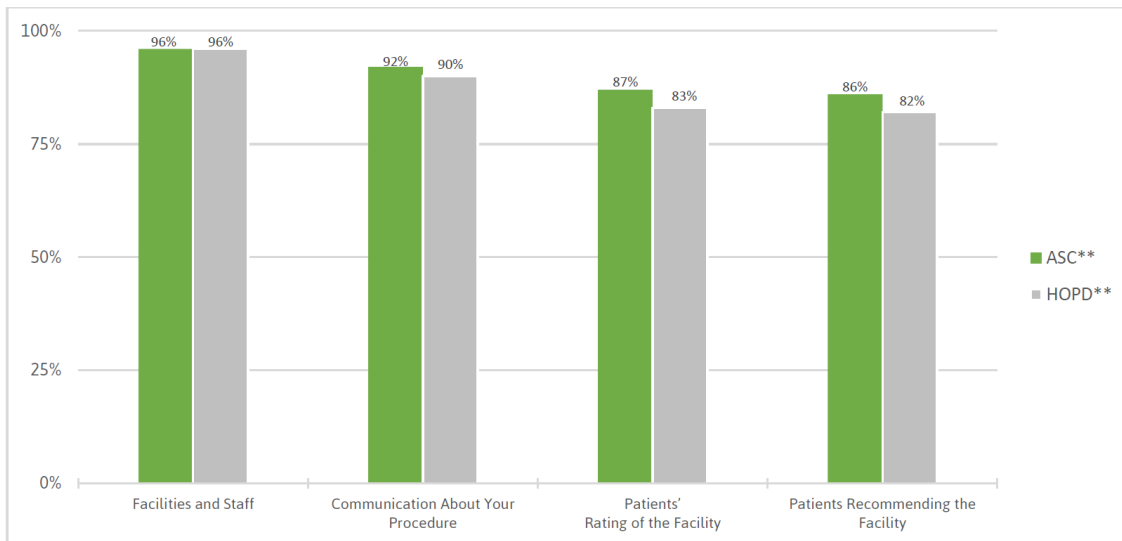
Though more ASCs and HOPDs report that all individuals performing anesthesia are board certified (including nurse anesthetists), there is room for improvement.



Mean OAS CAHPS Top Box Scores among ASCs and HOPDs

Standardized collection tool designed to measure and compare patient experience in ASCs and HOPDs.

Fewer ASCs report administering the survey, but their results are slightly better than HOPDs.



*The top box score is the percent of survey respondents who chose the most positive score for a given item. Looking at the top box is an approach to understand the number of responses with a strong sentiment.

**Responses based on ASCs (n=175) or HOPDs (n=715) that reported having at least 100 returned surveys during the reporting period (12-months prior to Leapfrog Survey submission).



2020 ASC Survey & Section 10 of the Leapfrog Hospital Survey

Types of Outpatient Procedures included in 2020

Specialty	# of Adult Procedures	# of Pediatric Procedures
Gastroenterology	4	4
General Surgery	9	2
Ophthalmology	2	1
Orthopedic	7	7
Otolaryngology	4	4
Urology	6	5
Dermatology	1	0
Neurological Surgery	1	0
Obstetrics & Gynecology	3	0
Plastic & Reconstructive Surgery	2	0

Measures included in the 2020 Leapfrog ASC & Hospital Surveys

Basic Facility Information	Medical, Surgical, & Clinical Staff	Volume and Safety of Procedures	Patient Safety Practices	Patient Experience
# of operating rooms # of procedure rooms	Proper Resuscitation Training	Volume of Procedures	Medication and Allergy Documentation	OAS CAHPS
# of Adult and Pediatric Discharges*	Board Certification for Physicians, Anesthesiologists, and Certified Nurse Anesthetists	Patient Follow-Up	Antimicrobial Stewardship Practices*	
Teaching Status		Patient Selection	NHSN Outpatient Procedure Component Module*	
Ownership*		Consent to Treat	Hand Hygiene	
Accreditation*		Safe Surgery Checklist	NQF Safe Practices	
Transfer Policies and Agreements			Never Events Policy	



New Standards for Hospitals and ASCs

Opioid Prescribing

In 2020, Leapfrog will add a new subsection to both the Leapfrog Hospital Survey and Leapfrog ASC Survey focused on safe opioid prescribing. This new subsection will be optional in 2020, and responses will not be scored or publicly reported.

The subsection will focus on two important areas of opioid prescribing:

1. Leapfrog will ask hospitals and ASCs about participation in their statewide [prescription drug monitoring program](#) and whether prescribers are required to check the database before writing a new opioid prescription.
2. Leapfrog will ask hospitals and ASCs to report on their adherence to national evidence-based prescribing [guidelines for surgical patients](#) and how they monitor adherence to these guidelines.

Measure 2 is not applicable to pediatric hospitals.



2020 Hospital Survey Updates – Specific to Hospitals

Updates to High-Risk Procedures

Procedure	Hospital Volume (minimum per 12-months or 24-month average)	Surgeon Volume (minimum per 12-months or 24-month average)
Carotid endarterectomy	20	10
Mitral valve repair and replacement	40	20
Open aortic procedures	10	7
Lung resection for cancer	40	15
Esophageal resection for cancer	20	7
Pancreatic resection for cancer	20	10
Rectal cancer surgery	16	6
Bariatric surgery for weight loss	50	20
Total hip replacement*	50	25
Total knee replacement*	50	25
Norwood procedure*	10	5

*Not scored or publicly reported in 2020



Timeline & Questions

Timeline and Important Dates

November/December: Leapfrog publishes [Proposed Changes to the Hospital Survey](#) and [Proposed Changes to the ASC Survey](#) for public comment.

January: Leapfrog will put out hard copy of the Surveys for pilot, including questions, measure specifications, and FAQs. Select Pilot Study participants will provide feedback; they do NOT answer the questions.

March/April: A summary of changes will be published and Leapfrog will host a one-hour Town Hall Calls to review the 2020 Surveys.

April 1: Invitation letters will be sent out to all Medicare-certified ambulatory surgery centers and all hospitals on Leapfrog's hospital roster.

June 30: Submission Deadline.

July 12: Survey results will be available for preview on the Details Page.

July 25: Survey results are publicly reported at www.leapfroggroup.org/compare.

November 30: Late Submission Deadline. Survey closes for the year – no new Surveys can be submitted after this date.

December/ January: Corrections Period – ASCs and hospitals that have submitted a Survey prior to November 30 will be able to submit corrections until January 31.

Technical Assistance

Leapfrog Help Desk

- <https://LeapfrogHelpdesk.zendesk.com>

Free Town Hall Calls in March/April

- TBD

Leapfrog Newsletter

- Sign-up [here](#) so you don't miss any announcements.